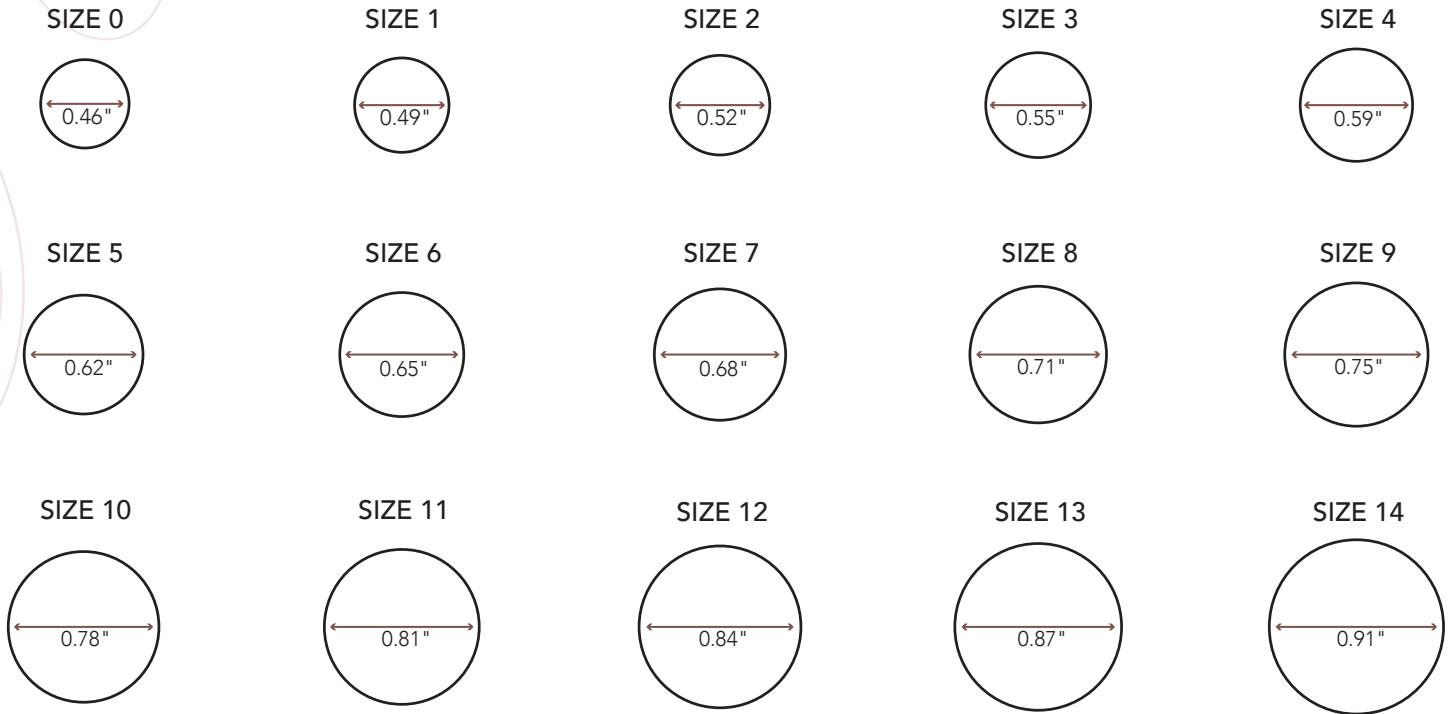


MACRAVE

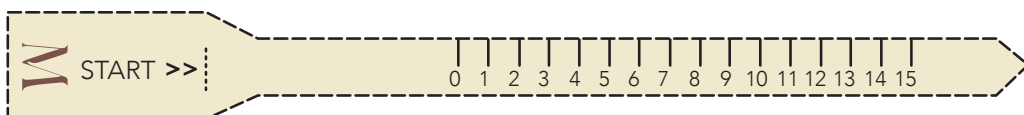
RING SIZER GUIDE



INSIDE DIAMETER (IN)	0.55	0.59	0.62	0.65	0.68	0.71	0.75	0.78	0.81	0.84
CIRCUMFERENCE (IN)	1.74	1.84	1.94	2.04	2.15	2.25	2.35	2.45	2.56	2.66
US/CANADA RING SIZE	3	4	5	6	7	8	9	10	11	12
UK/AUS RING SIZE	F	H½	J½	M	O	Q	R¾	T½	V½	Y
EU RING SIZE	44	46	49	51½	54	57	59½	62	64½	67



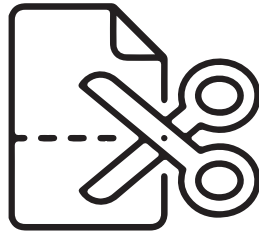
Ensure accuracy when printing: the scale must measure exactly 2 inches in length on letter size paper. Confirm print settings are at 100% or 'Actual size' to maintain correct dimensions. After printing, verify with a ruler for precision.



MACRAVE

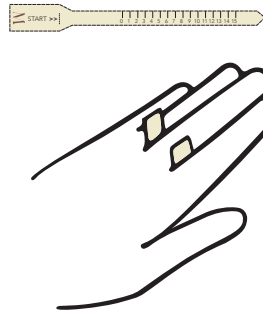
— RING SIZER INSTRUCTIONS —

STEP 1



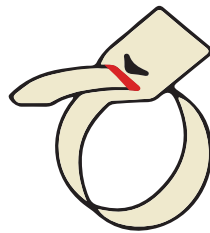
Trim the Ring Sizer from the bottom of the page.

STEP 2



Wrap it around the intended finger's base with the sizer strip.

STEP 3



Secure it for a snug yet comfortable fit, able to glide over the knuckle smoothly, and mark the overlapping point.

STEP 4



Locate the number that meets your mark: your ring size.
Now you're all set to select your perfect ring!